



SH-S8901

Stair Climber **NEW**

Step Up to the Future – The All-New SHUA Fitness Stair Climber: Innovation Powers Every Step, Maximizes Engagement, and Redefines Cardio Excellence.



Intuitive Console: Clear, Simple, and Efficient

A 3-window, 7-field display presents real-time metrics, including heart rate, time, power output, and elevation. Each training program is assigned a dedicated button, ensuring effortless navigation and eliminating unnecessary complexity.

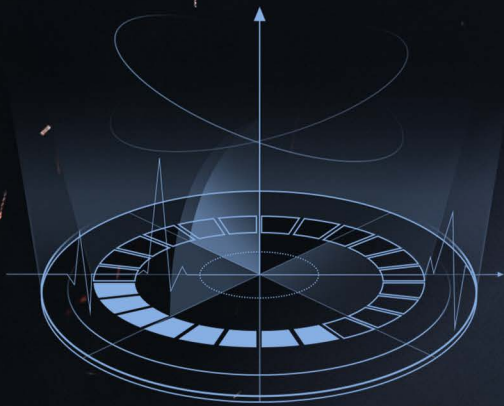


15


15 pre-set training programs—including fixed, user-defined, heart rate, and countdown modes—offer versatility and a fully personalized training experience.

Ultimate Performance: Advanced Magnetic Resistance System

Equipped with a high-efficiency magnetic resistance motor, this machine delivers superior torque output, ensuring a consistently strong and smooth resistance experience for users of all fitness levels.



40 Resistance Levels





Wireless Charging Module



iPad Stand

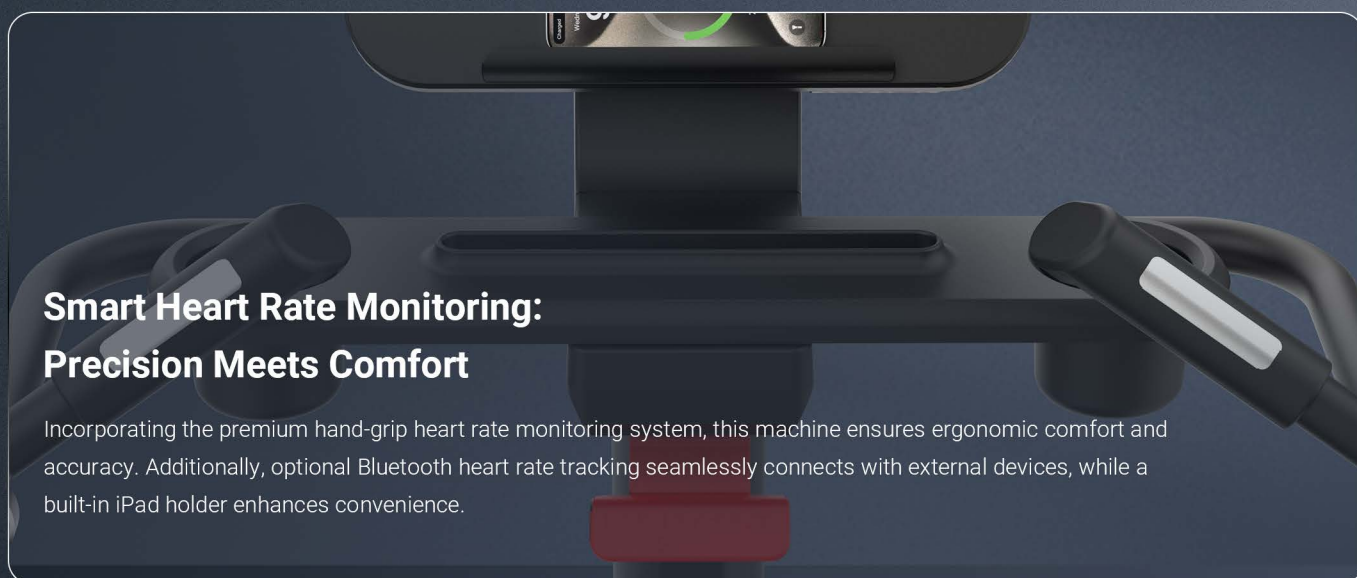


Dual Water Bottle Holders

User-Centric Design: Convenience at Every Step

Stay entertained and connected with a 15W wireless charging module, keeping devices powered throughout your workout. Dual independent water bottle holders, a spacious storage compartment, and a strategically positioned iPad stand provide added practicality and comfort.





Enhanced Performance Platform: Stability Meets Versatility

Designed for advanced workouts, the three-tier oversized training steps (552x300x200mm) feature a textured loop-pattern surface for enhanced grip. The spacious design supports complex footwork patterns and high-intensity routines while maintaining stability and safety.



Exquisite Craftsmanship Exceptional Quality

Every product reflects our dedication to exceptional craftsmanship. We source the finest materials globally, combining advanced technology with skilled artistry to ensure flawless quality. Each step, from design to production, is carefully controlled, with rigorous testing to meet the highest standards. Our focus on precision and durability ensures that our products deliver outstanding performance and a superior user experience.




DESIGN EXCELLENCE



FORGING CRAFTSMANSHIP



QUALITY TESTING



Each product undergoes strict quality control to ensure unmatched durability and exceptional performance, delivering a truly reliable user experience.



PRODUCT SPECIFICATIONS

Dimensions (L×W×H)	1357 × 905 × 2230mm / 53 x 36 x 88 in
Maximum Weight Capacity	180 kg / 397 lbs
Step Dimensions	552 × 300 mm / 22 x 12 in
Step Height	200 mm / 8 in
Number of Steps	3
Slope Variation	None
Safety Sensing	Infrared sensing, emergency stop button
Step-up Height	320 mm / 13 in
Resistance Levels	40 levels
Emergency Stop	Infrared, emergency stop button
Motor	Magnetic resistance motor
Display	LED Display
Power Supply	100-240Vac ±10%, 50-60Hz
Gross Weight	≤200 kg / ≤441 lbs
Net Weight	≤154 kg / ≤339 lbs
Shell Material	Injection molded ABS
Loading Capacity	40HQ: 12 units / 20GP: 6 units